

SCHOOL ANNOUNCEMENT



ADVANCED OPERATOR 5-DAY WEAPONS & TACTICS COURSE

The Advanced Operator is constructed not for the individual, but for the team. Training objectives of the course are custom tailored to fit the needs of small groups that may operate in hostile environments. The thrust of this curriculum is to enable a group who must perform in unfriendly territory to defend themselves with stunning results. Survive to fight another day using individual skills and teamwork is this courses' proven goal.

**This program will not be found on the JTM annual schedule. It is a custom-built curriculum based upon the framework of a proven course, but with the requestor's individual needs and requirements in mind.*

Restricted Enrollment

***This course is limited to Military and Federal Law Enforcement**

CONTENTS


School Information	2
Curriculum	5
Equipment Requirements	6
Contact Information	7
Customer Information Sheet	8
Map	9

SCHOOL INFORMATION

JTM Training Group has been in operation since 1998. Since then has set the standard for US Military Special Operations requirements regarding advanced weapons training and battlefield medicine. For over 10 years, JTM limited its course attendance to only a select group of military teams.

Beginning in May 2008, course attendance is now offered to non-Special Operations individuals and teams with a desire to learn tools and techniques that have been proven on the battlefield. The training staff, location and advanced training curriculum remain focused on instructing the necessary basic skills, and then pushing students to their mental and physical limits.

JTM is not a “training factory”, meaning that our courses are relatively small. This allows JTM instructors to establish the individual needs of each student, improving upon their weaknesses and exploiting their strengths.



SCHOOL INFORMATION

LOCATION: The home base of training occurs on Nellis AFB, located just 15 minutes north of the Las Vegas strip.


One of the main attractions of training in the Las Vegas desert is that it duplicates the terrain in which current operators currently deploy. The students train in the jagged cliffs of nearby mountains and dry air of the high-desert. Add that to the 300 average days of sunshine per year, and this could be called the 'perfect' location for war-fighting preparation.

WHO SHOULD ATTEND? This school is intended for US or Allied Military personnel whose duties may include performing operations in non-permissive environments.

STUDENT PREREQUISITES:

This school is PHYSICALLY DEMANDING! Prospective applicants will be expected to lift heavy objects, function in confined spaces, and be required to shoot/move/communicate under stressful conditions.

Each student is expected to be FAMILIAR in safe handling and shooting with a semi-automatic pistol and M16/M4 type rifle. **Students must also be physically capable of quickly and safely assuming standing, kneeling, and prone positions, maintaining them for a period of time, in adverse conditions, and recovering without assistance.**



SCHOOL INFORMATION

SUCCESSFUL COURSE COMPLETION: This is a 50+ contact hour school. *Contact hours = Actual instruction time in the classroom and on the range. It does not include travel between lodging and training site, breaks, meals and clean-up.* The school will be conducted from 0700 to approximately 1700 hrs. 100% attendance is mandatory for successful school completion. The school should be considered a full-time endeavor. It is unreasonable to expect successful completion if engaged in any additional activities during the school term.


Student Attire: During all classroom sessions, uniforms of any type are NOT needed. For the firing range/field environment, please bring field uniforms or flight suit & footwear appropriate for a desert climate.

Food/Lunches: Approximately 30 minutes will be given each day to eat lunch in the training building or on the range. Student refrigerators and microwaves are available for use. Sodas, sports drinks & bottled water are available for purchase.

Administrative needs: Interested Organizations must complete a Customer Information Sheet (page 7) and submit it via mail or fax. Direct contact will be made by a JTM training specialist to the requesting Unit's selected point of contact.

Tuition: Students should bring their method of payment with them on the first day of training, unless prepayment of the course had been arranged. Detailed receipts will be provided for all students attending JTM Training Group courses.

Accepted methods of payment: Visa, MasterCard, Cash and Gov't Contract.



CURRICULUM

This session covers all of the up-to-date fundamentals and promotes an advanced training doctrine involving numerous skill sharpening drills to keep 'teams' in the learning mode. The course is designed to cover fundamentals and establish a baseline of proficiency for each student. Teams will then rapidly integrate into small elements with deeply imbedded concepts of overland warfare.

Attendees of this course will greatly improve their individual skills and team proficiency in various facets of ground movement and target engagement. Additionally, students will strengthen their understanding of the team concept with involved overland travel through non-permissive environments.

The following topics will be addressed in the 5-Day Advanced Operator course:

Advanced Operator Training Overview

Weapons Issue & Turn-in Procedures

Intensive weapons safety instruction

Gear Selection: Load Bearing Equipment/Body Armor

M4 Maintenance

Semi-automatic pistol employment

Low-light and night firing of pistol and carbine

M4 Carbine employment

Long distance capabilities of the M4 Carbine

Night vision devices

Infrared laser

Combat Skills and Fundamentals

- Marksmanship fundamentals
- Gunhandling application
- Combat mindset
- Challenging
- Cover and concealment
- Individual movement techniques (with weapon)
- Action on contact with adversary
- Reaction to direct fire
- Reaction to indirect fire
- Fighting Positions
- Basic patrolling
- Small team overland maneuver
- Avoiding contact/Response to contact/Break contact

Foreign weapons familiarization

Tactical Combat Casualty Care (TCCC)

Dismounted live-fire field training scenarios

Live-fire Field Training Exercise (FTX)

STUDENT EQUIPMENT REQUIREMENTS

Equipment Needs (Individual):

- *Carbine rifle – (M4, AR-15, M-16, GUU-5)
- *Semi-auto pistol
- Base load 5.56 magazines (minimum 6 ea)
- Base load pistol magazines (minimum 3 ea)
- Load bearing vest (LBE) or equivalent
- Body armor
- Ballistic helmet
- Tactical pistol holster
- 5.56 magazine pouches
- Pistol magazine pouches
- Ballistic 'wraparound' eye protection
- Weapons cleaning kit for pistol/carbine
- Sun block
- Notepad/Pen
- Gloves
- Knee and elbow pads
- Hearing protection
- Hydration system
- Brimmed hat
- Clothing and footwear appropriate for the season and desert environment

Ammunition Requirements (each attendee)

- **1000 rounds 5.56 caliber ammunition
- **1000 rounds semi-auto pistol caliber ammunition
- **60 rounds 7.62 x 39
- **20 rounds 7.62 x 54R

***Weapon rental is available on a limited basis.**

****Ammunition for the course may be purchased directly by JTM and can be included in the tuition with prior arrangements.**

Storage for student weapons and/or ammunition is provided on the training site

Equipment / Skills Preparation:

1. **Technically Inspect Firearms and Condition of Equipment:** Have the Unit's authorized armorer conduct a technical inspection of the firearms being brought to the school to ensure the firearms are safe to fire, functioning reliably with the ammunition to be used, and that the sight system is solidly attached and functioning properly. Also, check the condition of ALL equipment you will be bringing to the school.

JTM provides no personnel or facilities to repair firearms at the school.

2. **Practice:** Practice with the firearms and equipment to be used at the school. This practice will help ensure successful completion of the school and that everything is working properly.

CONTACT INFORMATION

For general questions regarding the training programs available through JTM Training Group please call us during business hours 8am – 5pm US west coast.

If you are looking for maps, training applications, etc., you will find them on our comprehensive website.

Website: www.jtmlasvegas.com

Mailing Address: 5546 Camino Al Norte, Suite 253
North Las Vegas, Nevada 89031

Ammunition Mailing Address:
Nellis AFB Rod & Gun Club
(Attn. JTM w/ class date)
8062 Minot Ave.
Bldg 10095 (Area II)
Nellis AFB, 89191

Training Location: Area II, Bldg 10099
Nellis AFB, Nevada 89191
(See attached map)

**All course information including applications,
registration information, payments, receipts, etc is
handled by contacting:**

**Carrie Stanton, Administrative Director
registration@jtmlasvegas.com
(702) 759-5075**

**Fax Number
(702) 545-0501**



Specialty Training Course Customer Information Sheet

Training Course Requested: _____

Dates Requested: _____

Service/Branch/Unit: _____

of Personnel Requested: _____

Location/Base: _____

P.O.C for scheduling: _____

Email: _____ Phone: _____ DSN: _____

POC for funding: _____

Email: _____ Phone: _____ DSN: _____

Unit Mailing Address: _____

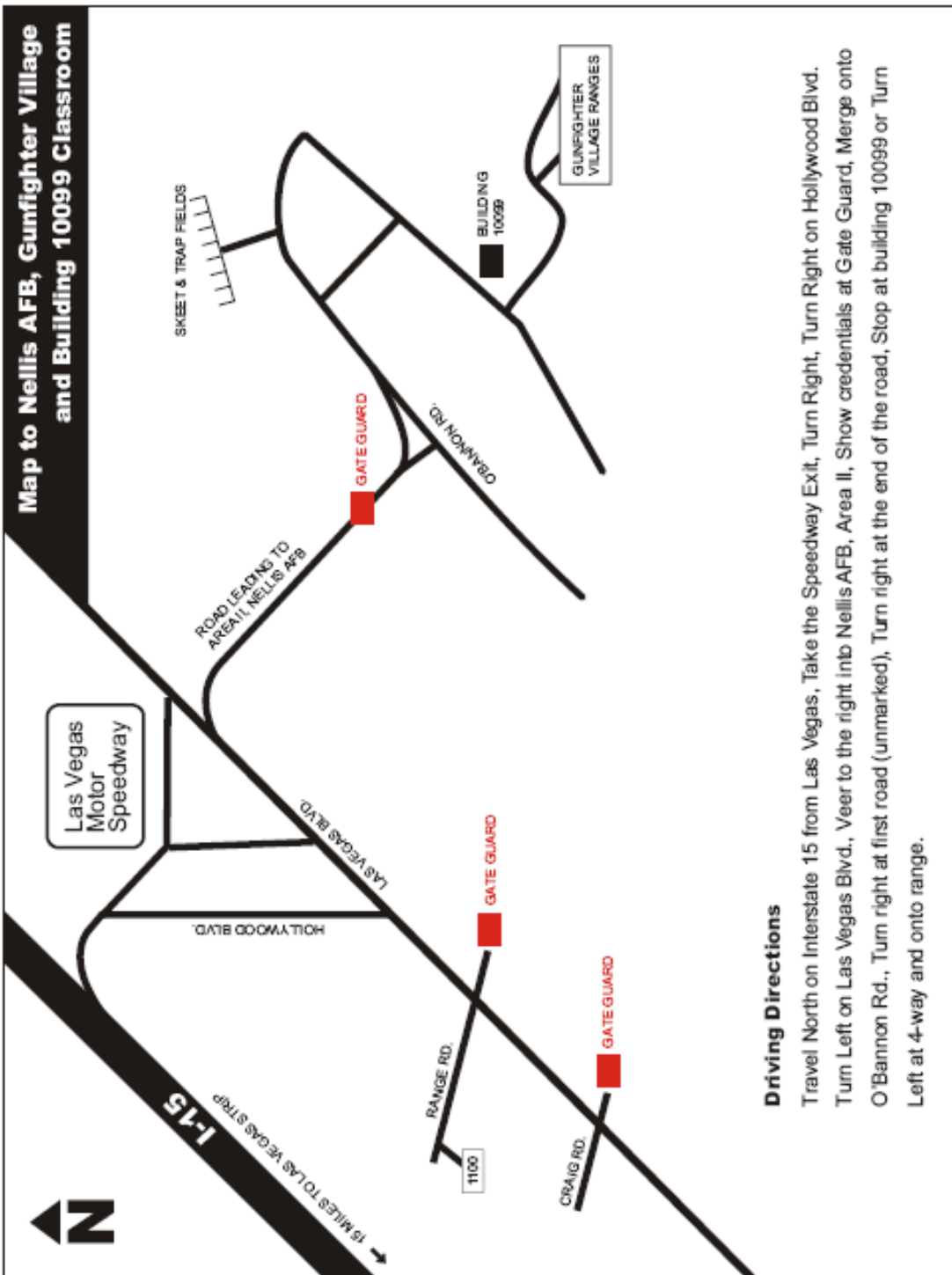
Do you require any deviations/additions/changes to your requested training course? (Use additional sheet if necessary)

Do you need any of the following (circle):

Ammo Weapons Magazines Specialty Equipment Other _____

Please print, complete and mail or fax this information sheet with appropriate information requested to:

JTM Training Group, LLC (Attn: Training Director)
5546 Camino Al Norte #253 North Las Vegas, NV 89031
(702) 759-5075 main (702) 545-0501 fax



Driving Directions

Travel North on Interstate 15 from Las Vegas, Take the Speedway Exit, Turn Right, Turn Right on Hollywood Blvd. Turn Left on Las Vegas Blvd., Veer to the right into Nellis AFB, Area 11, Show credentials at Gate Guard, Merge onto O'Bannon Rd., Turn right at first road (unmarked), Turn right at the end of the road, Stop at building 10099 or Turn Left at 4-way and onto range.